



# The 3905 Century Club Telegraph

## November 2021

A 3905 Century Club Monthly Newsletter

### In this issue:

- Welcome
- Election Key Points
- Dean's Notes
- Ben's Column
- Netlogger Feature
- Trip Note
- Why QSL Cards
- November Contests
- Events/Special Nets
- Road Trips
- Clubs on the Move
- Classifieds
- The End

## Welcome!

Welcome to the November 2021 issue of the 3905 Century Club Telegraph.

This November marks the start of the 3905 Century Club election cycle for the even numbered area directors and the club president.

All Candidates are welcome to submit a bio and their vision of what they hope to accomplish as an elected club official. All articles received will be published in the December issue.

**The 160m Nets start on Friday, Nov. 5th Zulu or Thursday, Nov. 4th local time.**

We are always looking for article ideas and contributions. Please send articles or suggestion for articles to:

[k7qhu@outlook.com](mailto:k7qhu@outlook.com).



## Upcoming Club Election's Key Information

- Elections are for the Even Area Directors and the Club President.
- Nominations for the Even Area Directors open November 1st and close November 30th, 2021 at midnight central time.
- Voting begins Jan 1, 2022 Central Time and Ends Jan 15, 2022 Central Time. Votes may be submitted on-line via the club website, via email, and via postal mail.
- You must be a member to vote in the elections.



- Candidates for the office of President must be nominated by their own Area Director at a meeting of the Board of Directors.
- Nominations for President will run thru the adjournment of the regularly scheduled Board Meeting in December, and in no case later than December 20th, 2021.
- Be sure to read the October 24, 2021 “Election 2022” notice posted by the election monitors on the Club’s Chat Group at 3905Chatgp@groups.io. It contains all the election details.

## Dean’s Column

### Notes from the President

By Dean Davis, N7XG



Between recovering from his accident and attending to club business, Dean has had a hectic month. Dean will take a break from writing a column this month and return next month! Thanks for everything you do for the club Dean!

## Ben’s Column

### Notes from the Awards Secretary

By Ben Goldfarb, AE4NT



Ben has also been busy with club business and creating a new award for the club’s 45th Anniversary. His column should resume next month. Stay tuned!

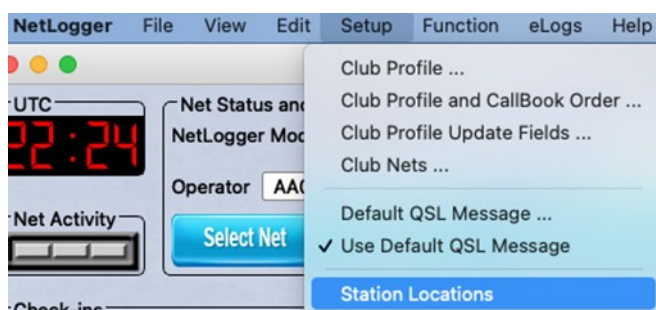
## A NetLogger Feature - Station Locations



### Using NetLogger Station Locations By Eric Johnson, AA0HF

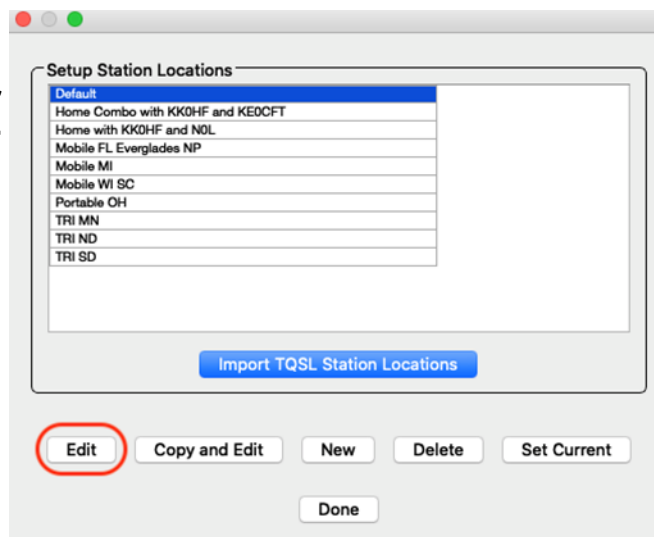
**T**he NetLogger 'Station Locations' feature is a handy way to make sure contacts you log in NetLogger include key details about your station. This can include your operating location, mobile/portable status, rig, power and notes to save with every log entry. I have found the feature particularly helpful when operating mobile, with a club or special event, or from a location related to a 3905 Century Club award.

To use Station Locations, select the NetLogger 'Setup' menu and select 'Station Locations' ->



The Setup Station Locations menu will appear and look something like this ->

The first time you access the setup menu, you will see a location named 'Default'. To configure your primary location, click on the Default row to highlight and press 'Edit'.



A Location popup will appear with the station name 'Default' ->

As you see in the example on the right, fill in your home station's details.

When done, press 'Save'. These details will now be saved as part of each of your logged contacts when your location is set to 'Default'.

The screenshot shows the 'Station Setup' dialog box with the following fields and values:

- Station Name: Default
- LoTW Certificate: -- none --
- Station Call Sign: AA0HF
- DXCC: 291 - UNITED STATES OF AMERICA
- State: MN - Minnesota
- County: Anoka
- ITU Zone: 7
- CQ Zone: 4
- Grid Square: EH35hi
- IOTA ID: (empty)
- City: (empty)
- Country: (empty)
- M/P: Fixed
- TX Power: 1000
- Rig Info: IC-7600
- Station Notes: Fixed at Home
- Enable Club: ☐
- Enable Additional: ☐
- Club Call Sign: (empty)
- Additional Call Sign: (empty)
- Club M/P: Fixed
- Additional M/P: Fixed

A 'Save' button is located at the bottom right.

It's easy to add an operating location by pressing 'New' in the Setup Station Locations menu. Here you see another location where I've enabled a club and special event ->

Setting up your location this way tells NetLogger to place three entries in your Contacts list each time you log a single contact from the location named 'Home with KK0HF and NOL'.

The screenshot shows the 'Station Setup' dialog box with the following fields and values:

- Station Name: Home with KK0HF and NOL
- LoTW Certificate: -- none --
- Station Call Sign: AA0HF
- DXCC: 291 - UNITED STATES OF AMERICA
- State: MN - Minnesota
- County: Anoka
- ITU Zone: 7
- CQ Zone: 4
- Grid Square: EN35hi
- IOTA ID: (empty)
- City: (empty)
- Country: (empty)
- M/P: Fixed
- TX Power: 1000
- Rig Info: IC-7600
- Station Notes: Fixed at Home
- Enable Club: ☒
- Enable Additional: ☒
- Club Call Sign: KK0HF
- Additional Call Sign: NOL
- Club M/P: Fixed
- Additional M/P: Fixed

A 'Save' button is located at the bottom right. The bottom section, including the 'Enable Club' and 'Enable Additional' checkboxes and their respective fields, is highlighted with a red rectangle.

When you join a net, select your station location by using the drop down in upper right of the 'Contacts' section as shown below. This example shows how I log contacts using the new location created above. Three log entries are created when I log a single contact! Note the log entry 'Station' field holds the callsigns I've configured as primary, club and special event.

**Note:** You can control with fields are visible in your Contacts window using the NetLogger 'Edit' -> 'Contacts Table' -> 'Enable/Disable Columns' menu.

The screenshot shows the NetLogger interface. At the top, there's a 'Net Status and Control' section with fields for Net (3905 75m SSB Early Net), Profile (3905CCN), Timeout, Operator (AA0HF-ERIC), Frequency (3.902), Mode (SSB), Band (75m), NCS (AG5T), and Logger. Below this is a 'Net Activity' section with buttons for 'Select Net', 'Create Net', 'AIM Window', 'View Monitors', and 'Log Contact'. The 'Log Contact' button is highlighted with a red circle. Below the buttons is a 'Check-ins' table with columns for #, Call Sign, M/P, State, Status, Preferred Name, Award Info, Remarks, QSL Info, Frequency, Name, City, Country, DXCC, RST Sent, RST Rcvd, and Grid Square. The 'Contacts' section below has filter buttons for Call Sign, Remarks, Operator, Net, Member Id, and Custom. A 'Current Station Location' dropdown menu is highlighted with a red circle and labeled 'Set your station location here'. The dropdown menu shows 'Home with KK0HF and NOL'. Below the dropdown is a table with columns for #, Call Sign, M/P, State, Date, Time (UTC), Frequency, Operator, Station, My State, My M/P, Mode, Band, My Rig, Power, Station Notes, QSL Info, Name, and Preferred Name. The table shows three log entries for N7XG, all with the same date and time, but different Station locations: MN, MN, and ND.

Station Locations has been particularly helpful when I operate from a location like a Tri-Point where I need to record multiple log entries for each contact.

To log contacts for all three states at a Tri-Point, create one station location for each state at the Tri-Point, highlight all three in the Setup Station Locations menu, and press 'Set Current' ->

The screenshot shows the 'Setup Station Locations' menu. It has a list of station locations: Default, Home Combo with KK0HF and KEDCFT, Home with KK0HF and NOL, Mobile FL Everglades NP, Mobile MI, Mobile WI SC, Portable OH, TRI MN, TRI ND, and TRI SD. The 'TRI ND' location is highlighted. Below the list is a button 'Import TQSL Station Locations'. At the bottom are buttons for 'Edit', 'Copy and Edit', 'New', 'Delete', 'Set Current' (highlighted with a red circle), and 'Done'.

With my current station location set this way, a single press of the 'Log Contact' button will create all the correct log entries for the Tri-Point QSO as shown in the example below:

The screenshot shows the NetLogger interface. At the top, there's a 'Net Status and Control' section with fields for Net (3905 75m SSB Early Net), Profile (3905CCN), Timeout, Operator (AA0HF-ERIC), Frequency (3.902), Mode (SSB), Band (75m), NCS (AG5T), and Logger. Below this is a 'Net Activity' section with buttons for 'Select Net', 'Create Net', 'AIM Window', 'View Monitors', and 'Log Contact'. The 'Log Contact' button is highlighted with a red circle. Below the buttons is a 'Check-ins' table with columns for #, Call Sign, M/P, State, Status, Preferred Name, Award Info, Remarks, QSL Info, Frequency, Name, City, Country, DXCC, RST Sent, RST Rcvd, and Grid Square. The 'Contacts' section below has filter buttons for Call Sign, Remarks, Operator, Net, Member Id, and Custom. A 'Current Station Location' dropdown menu is highlighted with a red circle and labeled 'Set your station location here'. The dropdown menu shows 'Home with KK0HF and NOL'. Below the dropdown is a table with columns for #, Call Sign, M/P, State, Date, Time (UTC), Frequency, Operator, Station, My State, My M/P, Mode, Band, My Rig, Power, Station Notes, QSL Info, Name, and Preferred Name. The table shows three log entries for N7XG, all with the same date and time, but different Station locations: MN, MN, and ND.

I encourage club members to try NetLogger's Station Locations feature.

73, Eric

## A Note From KU1V's October National Park Trip

Mike, KU1V made a trip down south to work from some of the National Parks. On his way down, Mike made a visit to KL7JR's shack.

### Mike KU1V Visits Station KL7JR

Reported By John Reisenauer, Jr. KL7JR



KU1V/P SC at Station KL7JR

I had the pleasure of sharing my shack with Mike, KU1V on October 23. Although conditions on 40 early and 75 early were not all that good, KU1V/p SC made a couple dozen contacts. I met Mike a few months ago at Eyeball 2021 and we immediately hit it off. We've exchanged many a QSL card for our mobile adventures. Mike no doubt got me hooked on the National Parks. To sum it up about Mike, he's the guy who'll stay up way past his bedtime to give you that much needed contact. If he didn't work you on one of his 1 day trips (he usually does 2 days) he'll grab another \$200/night hotel room just to work you the next night. CCN could use many more hams like Mike! Take care Mike and safe travels. We'll meet you again on the road somewhere.

73, de Yukon John KL7JR

## Speaking of Trips

Photo of John KL7JR at the Great Smoky Mountains National Park. John has caught the National Park Fever! This photo taken on the North Carolina side of the park. John checked into 7 nets and had a total of 79 contacts! Conditions were fair/good.

Please submit your photos from road trips to the Telegraph. Share your adventures with our members!



## Reasons Why You Should Send/Receive Paper QSL Cards

By John KD2RKA and with Jim N2EST quoted in sections 4 and 5.

1) Tradition - It is a long standing tradition in amateur radio. A QSL card is considered the final courtesy following a QSO. An electronic log confirmation or electronic QSL serves its purpose, but does little to foster good will and promote the hobby when compared to a paper QSL Card.

2) **Awards - QSL Cards** serve as proof of a two-way contact needed for certain awards. Every ham does not use electronic logs, the same electronic logging programs, or email/computers. Although most hams use those things or have access to them, a paper QSL card is a proof of contact that doesn't require technology and so it exists when technology fails. Remember, the technology necessary to access electronic logs and e-QSL cards may change over time or be corrupted (ex. computer virus, hacking, changing from MAC to PC or vice versa, etc.) making those things inaccessible, paid subscriptions to those services may expire, and formats may become outdated over time and change.

3) **Fun - Most hams** enjoy receiving, collecting, and displaying QSL cards. Amateur radio is a hobby and a hobby is supposed to be enjoyable. An electronic log confirmation or receiving an eQSL does not put a smile on the face of the recipient like receiving a paper QSL card in the mail. Paper QSL cards are so valuable and prized to hams that they are usually kept in QSL card binders or albums or displayed on the ham shack walls. They are even traded and sold as collector items.

4) **Friendship - Electronic logs and eQSLs** are "push-button easy and if we hams wanted nothing but push-button easy, we'd all be talking to each other on our smartphones. When we're at our best, what unites us all is friendship and you don't make a friend out of another ham simply by pushing a button to electronically verify a contact."\* Taking the time to design an aesthetically pleasing paper QSL card, having it printed, adding a personal note to it, signing it, and sending it in the mail says something about the amateur radio operator sending it and about how he feels about the operator that will receive it. Pushing a button may not cost a thing, but sending a paper QSL card and making a new friend is priceless!

5) **Promoting the hobby - "I can think of no better way than a QSL card to explain the hobby to our non-ham friends.** Imagine you've just made a new friend on the other side of the world via ham radio, and you want to share that thrill with a visitor to your shack. Point out a log entry on a computer monitor, and you'll likely be met with indifference. Show the visitor a QSL card and you'll get a much different response. That's what the other ham looks like? That's his station? You mean he cared enough to send you a postcard after you talked? The answers are yes, yes, and yes. Computer log entries are intangible to the rest of the world. A QSL card is something you can hold in your hand."\*

**Thanks and a tip of the Telegraph hat to Peter, N2XTT for sending this article to the Telegraph!**

## November 2021 Contests

Contests in November that could impact net operations:



Ukrainian DX Contest	1200Z, Nov 6 to 1200Z, Nov 7
ARRL Sweepstakes Contest, CW	2100Z, Nov 6 to 0300Z, Nov 8
WAE DX Contest, RTTY	0000Z, Nov 13 to 2359Z, Nov 14
RCA Transatlantic QSO Party	1200Z, Nov 13 to 0400Z, Nov 14
CQ-WE Contest	1900Z-2300Z, Nov 13 (CW/Digital) 0100Z-0500Z, Nov 14 (Phone) 1900Z-2300Z, Nov 14 (Phone) 0100Z-0500Z, Nov 15 (CW/Digital)
ARRL Sweepstakes Contest, SSB	2100Z, Nov 20 to 0300Z, Nov 22

## Upcoming Events and Special Nets in November, 2021

Note: Regular Board Meetings are always held on the second Saturday of each month, local time at 9PM Eastern, 8PM Central, 7PM Mountain, 6PM Pacific.

### Upcoming Events:

- 3905CCN Board Meeting: Saturday November 13, 2021.

### Special Nets:

What is a special net? A special net is planned by the Net Coordinator and the NCS. Examples of a special net might be:

All YL's checked in to the net get two calls on their turn.

All State Capitals checked in to the net get two calls on their turn.

All stations checked in to the net get as many calls as they can make in 90 seconds.

Any station checked in at a National Park gets two calls on their turn.

If you have a particular special net you would like have happen, contact the appropriate Net Coordinator.

Note to Net Coordinators: If you schedule a special net, please let the Telegraph know!

**No Special Nets have been submitted to the Telegraph this month.**

## Road Trips!

**Kirk, AA1NA** is headed up north for some hunting adventures. Kirk will have his club stations W5NA and AA1PB and special event K5F. Kirk advises it is a tight driving schedule and will make every effort to be on the 40M & 75M SSB early nets and as many of the late nets as he can.

### AA1NA and the Gaggles Trip Plan:

Friday, Oct 29 Louisiana

Saturday, Oct 30 Austin, TX

Sunday, Oct 31 Oklahoma City, OK

Monday, Nov 1 Santa Fe, NM

Tuesday, Nov 2 Cheyenne, WY

Wednesday, Thursday, Friday, Saturday, Nov 3 - 6 off and on from South Dakota

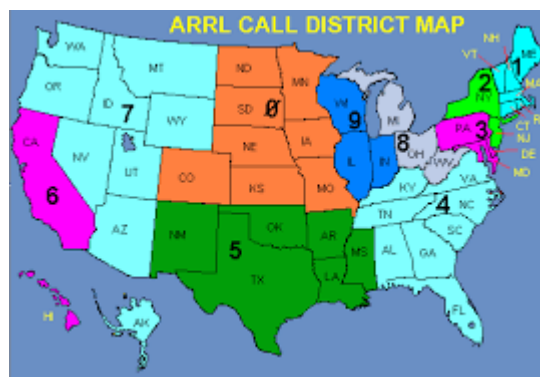
Sunday, Nov 7 Saint Paul, MN

Monday, Nov 8 Springfield, IL

Tuesday, Nov 9 Indianapolis, IN

Wednesday, Nov 10 Jackson, MS

Thursday, Nov 11 Baton Rouge, LA



**Roger, W9ROG** is headed out west and planning to hit quite a few tri-points. Note that his plans may be impacted by adverse weather. Here is his latest schedule pulled from the reflector.

### W9ROG Trip Plan:

11/01: MN/ND/SD

11/02: IA/MN/SD

11/03: CO/NE/WY

11/04: CO/KS/NE

11/04 CO/KS/OK Early nets, until 10pm

11/05: NM/OK/TX Late nets

11/06: AZ/NM/UT

11/07: NM/TX

11/08: AR/LA/TX

11/09: AR/MO/OK Early nets, until 10pm

11/09: KS/MO/OK Late nets

or more likely

11/09: AR/MO/OK 75 Early net, 1 round only

11/09: KS/MO/OK Late nets

**Keep an eye on the club reflectors for updates!**

## Club Stations/Special Event Stations on the Move!

If you are hosting a club station or special event station, this is the place to let members know!

**No notifications about hosting a club station or special event were received this month.**

---

## CLASSIFIED ADS

This section is for members who would like to sell, swap, or purchase ham gear. If you would like to list your equipment here, please send the information to [k7qhu@outlook.com](mailto:k7qhu@outlook.com). The deadline for ads is the 25th of the month.

**FOR SALE**  
**HAM GEAR**

### FOR SALE: AA 35 Zoom antenna analyzer by Rig Expert

Like new AA 35 Zoom antenna analyzer by Rig Expert. Comes with manual, cables and optional carrying case. Claire won one at Eyeball 2021 so I don't need two. Used twice. Easy to use. Easy to read. \$175 shipped to lower 48.

John KL7JR ([JohnKL7JR@gmail.com](mailto:JohnKL7JR@gmail.com))



## The End - Exit with a Smile!

Clay, WA6LBU posted this on our reflector. I thought it was hilarious and am posting it here in case anyone missed it.



A tip of the Telegraph Hat to WA6BLU.

